




## INFOS

### Quiz in Rindschleiden

A short quiz awaits you in Rindschleiden. To solve it, you will need to explore the village.

Start at the information board of the “Meditation Trail”. From there, follow the small path through the park, then walk past the Thillenvogtei museum to the courtyard at the back. Next, visit the small St. Willibrord church. Finally, follow the path up to the first station of the meditation trail, the sundial, and then return to the starting information board.

### Starting point and parking:

 Car park in front of the park  
 Maison 3  
 L-8831 Rindschleiden




## THILLENVOGTEI MUSEUM in Rindschleiden

The Thillenvogtei Museum is located in the smallest village of Luxembourg. It is called Rindschleiden (Randschelt). Jean Ney, from the neighbouring village of Wahl, started collecting objects from the war and everyday life when he was just a child. This collection grew into a lively village museum that invites visitors to immerse themselves in life around the year 1900 with all their senses. Here you can not only see, but also hear, touch, feel, smell and even taste – whether while baking bread, harvesting potatoes, threshing grain or visiting the old classroom.



### Starting point and parking:

 Maison 3  
 L-8831 Rindschleiden

### Opening hours:

15 July to 15 September: Thursdays from 10:00 a.m. to 6:00 p.m.  
 15 September to 15 July: Open on request

# A visit to the Thillenvogtei



A cold december wind blows through the small village Rindschleiden and the snow craps under my shoes, as Emil and I walk up the small road. In front of us is an old farmhouse.

“Look, Emil! This has to be the Thillenvogtei!”

We push open the heavy wooden door, and I immediately smell something which attracts me like a magnet into the house. “Mmh, can you smell it?” I ask.

Emil sniffs. “This smells amazing...”

“We have to find out where the smell comes from!” I say and we begin to explore the museum.

“Oh, the nursery!” There is a small wooden cradle, wooden blocks, and a doll with a crooked smile. We wander from one room to the next and feel as if we have traveled back in time.

“How modestly people used to live here,” I think to myself as I descend the stairs with Emil.

Emil sniffs again and says, “The kitchen can’t be far away!”

And indeed – the next room is warm, and there is a woman wearing a red apron standing at the table. She smiles. “Well, you two? Did you find your way?”

“Yes!” I call out. “We followed the smell!”

“Then come here. Today is St. Nicholas Day, and we’re baking ‘Boxemännercher’. Will you help me?”

I don’t need a second to think about it. “Yes, of course!” Emil and I knead the soft dough, shape little men, and use raisins for eyes.

“Perfect!” says the woman as she puts the men into the wood-fired oven. Now we have to wait.

We sit by the window and watch the snow falling outside. The woman tells us that the name Thillenvogtei has been around for over 300 years – wow! Then she puts two golden brown “Boxemännercher” in front of us. I take a bite.

“Mmm... what a great St. Nicholas Day! I’m already looking forward to exploring the nature trail in the spring!” Emil nods enthusiastically with his mouth full.



# Quiz in Rindschleiden

## Question 1

In this small municipal park Mia and Emil learn a lot about nature and trees. Have you spotted the Norway maple yet? You can find out when it blooms on a small information board.

- a) February-March
- b) April-May
- c) June-July



## Question 2

Here in this park, we find ourselves on a part of the meditation path, a trail of 1,5 km. You will pass the station number 10, which you are welcome to use. What does the station 10 represent?

- a) The wheel of life
- b) The circle of friends
- c) The inner space of dreams

## Question 3

Towards the end of the park, you will see the former rectory on your left. Mia and Emil have already stayed here. How many large stones are there on the small wall with the sign "Life is too short to be in a bad mood"?

- a) 4
- b) 5
- c) 6

## Question 4

Walk past the Thillenvogtei Museum on your left. This will take you to the museum courtyard. What color is the door of the "Duerfschoul"?

- a) Blue
- b) Green
- c) Red



## Question 5

Be brave and go into the covered area to the left of the "Duerfschoul." How many of the photos hanging here were taken in winter?

- a) 3
- b) 5
- c) 7

## Question 6

Mia admired the beautiful paintings in the very old St. Willibrord Church. Make your way to the church too (note the opening hours). What is St. Willibrord holding in his right hand on the altar?

- a) A cross
- b) An angel
- c) A book and a child



## Question 7

You will find the answer to the last question at the first stop on the meditation trail, the sundial. A sundial shows the time using the shadow cast by the sun. Between which two numbers is the shadow of the sundial in the photo in the folder?

- a) 9 and 10
- b) 16 and 17
- c) 19 and 20

# EXTRAS

## Guttland.Trail Deck Lee

The Guttland Trail Deck Lee is perfect for you, if you love to spend time outdoors and you want to discover nature. You walk through the forest, across meadows, and past quiet places. With a little luck, you will discover animal tracks, hear birds, or find special plants. Especially exciting: with our hiking bingo, you can turn it into a game. Everyone gets a different bingo card. When you spot one of the objects or animals pictured, check the corresponding box. As soon as you have found four motifs and they form a diagonal, vertical, or horizontal line, shout "Bingo!" The first person to complete a row wins.



### Starting point:

➔ Kuborn Church  
17K, Rue Théodore Welbes  
L-8822 Kuborn



PICTURES © JENISWA PHOTOGRAPHY



# EXTRAS

## Hiking bingo in Rindschleiden

The meditation trail around the Thillenvogtei is particularly exciting. Along the way, you can walk through stone gates and walk over wooden footbridges, and there are an old sundial and a compass pointing north. There are 12 stations in total. At each station, you can discover something interesting or just sit quietly and enjoy nature.



### Starting point:

➔ Information board Rindschleiden  
Rindschleiden





## Hiking bingo in Rindschleiden

Do you think hiking is boring? With a hiking bingo, you certainly won't be bored along the way. Take the hiking bingo with you on your adventure. Each person gets a different bingo card. Grab a pen and you're ready to start!

Keep your eyes wide open! Whenever you spot one of the objects or animals shown on your card, mark the matching box. As soon as you find four pictures that form a diagonal, vertical or horizontal line, shout "BINGO!". The first person to complete a row wins.

Ready, set, go! Who can discover the most? Who is the fastest?



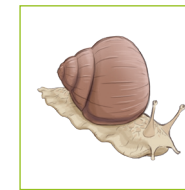
Mushrooms



Animal Traces



Butterfly



Slug



Peg



Cobweb



Feather



Dosh



Bench



Beetle



Bird



Acorn



Flower



Direction Sign



Water, Brook or Pond



Stump



Cobweb



Bench



Direction Sign




Feather



Mushrooms



Beetle



Slug



Peg



Beetle



Stump



Dosh



Animal Traces



Butterfly



Acorn



Direction Sign



Cobweb



Flower



Peg



Slug



Acorn



Feather



Water, Brook or Pond



Bird



Dosh



Bird



Butterfly




Water, Brook or Pond



Mushrooms



Stump



Flower



Animal Traces



Bench